

THE LANESBOROUGH

LONDON

Private Dining



93
Guest Rooms



6
Private Dining rooms



80 Theatre Style Capacity (w AV)
100 Theatre Style Capacity (w/o AV)



120
Banquet Style Capacity



52 Classroom Style Capacity (w AV)
60 Classroom Style Capacity (w/o AV)



180
Reception Party Capacity

Arrangement and Capacity

Function Rooms	Daylight	Sq.m	Ceiling h.	Theatre	Class room	Oval	Banqueting	Reception
The Belgravia	Yes	154.5	4	100	60	52	120	180
The St. Georges	Yes	101.2	3.8	60	38	32	50	80
The Wellington	Yes	93	2.45	60	46	32	60	80
The Westminster	Yes	72.8	3.65	45	21	24	40	60
The Wilkins	No	49	2.45	30	-	18	20	30
The Wine Cellar	No	23.1		-	-	12	-	-

Day Delegate Rate including:

- Main meeting room
- Tea, coffee, fruit juice and Danish pastries on arrival
- Morning tea, coffee with homemade cookies
- Seated 3 course lunch or standing working luncheon
- Afternoon tea, coffee and traditional English tea breads
- Mineral water in the main meeting room
- Registration desk and stationary box
- Lanesborough blotters, paper and pens or pencils
- Selection of sweets and mints
- Delegated events organizer
- Headwaiter paging service

Please note DDR rates are based on a minimum number and subject to availability.
(Rates inclusive of VAT at the current rate and exclude a discretionary service charge of 12.5%)

Hyde Park Corner, London, SW1X 7TA
Tel: +44 (0)20 7259 5599 / Fax: +44 (0)20 7259 5606
Email: privatedining@lanesborough.com

THE LANESBOROUGH

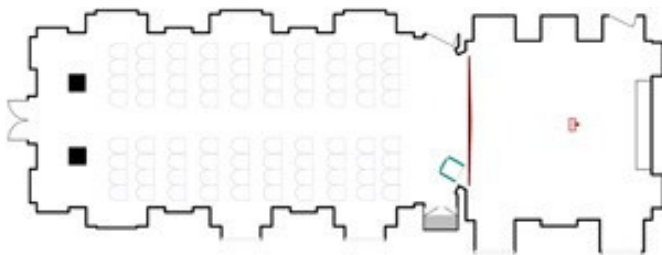
LONDON

THE BELGRAVIA

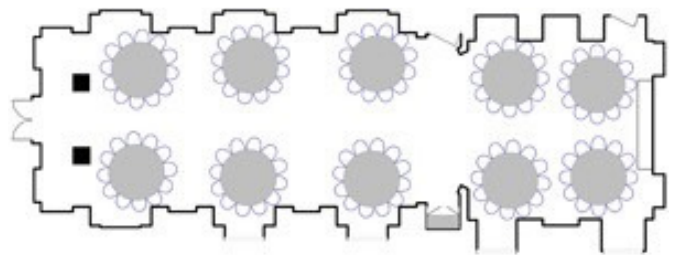


An elegant reflection of the private Regency period residences found in London's most exclusive, The Belgravia captures a timeless grace found nowhere else in the world. A sumptuous harmony of gold and red hues adorn the room, while soaring ceilings and majestic windows invite guests to gaze out over the splendor of London's beloved Hyde Park.

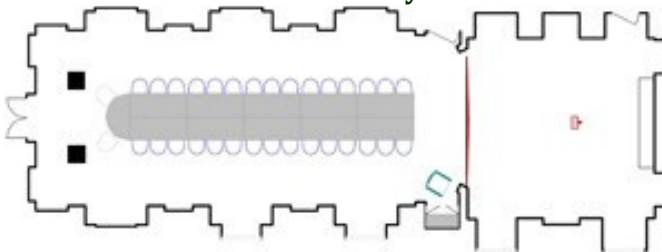
DIMENSIONS (METRES)	SQ FT (SQ M)	CEILING
67' x 24' (20.6 x 7.5)	1608 (154.5)	13'2" (4)




80 Theatre Style



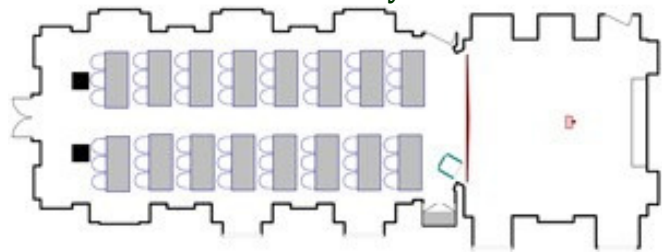
120 Banqueting Style



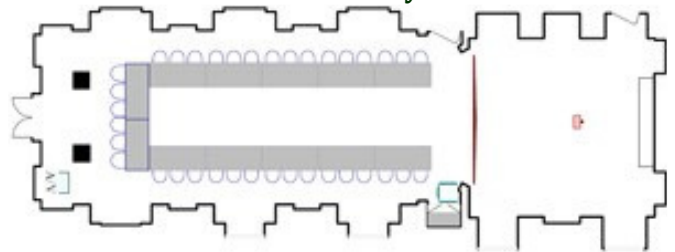
Board Room Style



42 Cabaret Style



48 Classroom Style



36 U-Shape Style

Hyde Park Corner, London, SW1X 7TA
Tel: +44 (0)20 7259 5599 / Fax: +44 (0)20 7259 5606
Email: privatedining@lanesborough.com

THE LANESBOROUGH

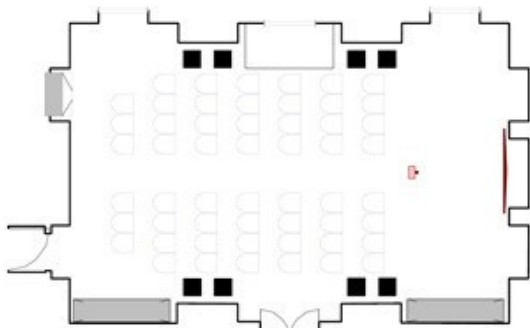
LONDON

THE ST. GEORGE'S




Three original Georgian windows frame the spectacular view of one of London's most treasured historical monuments, the Constitutional Arch. Swathed in the beguiling warmth of pinks and creams, the grandeur of The St. Georges is further highlighted by high ceilings and an authentic Regency period fireplace.

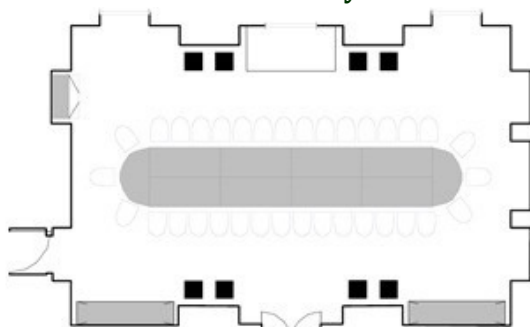
DIMENSIONS (METRES)	SQ FT (SQ M)	CEILING
39'6 x 27' (12.2 x 8.3)	1069 (101.2)	12'6" (3.8)



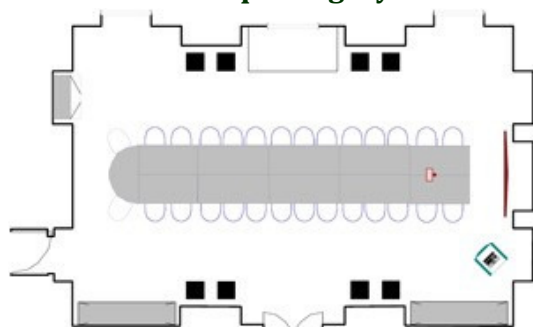
54 Theatre Style



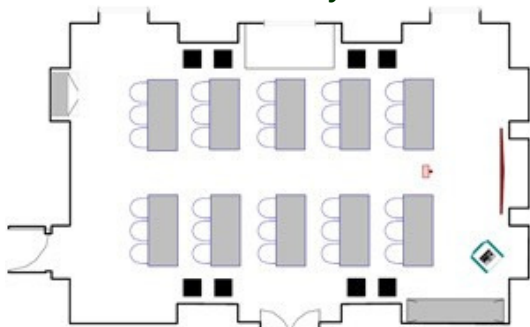
50 Banqueting Style



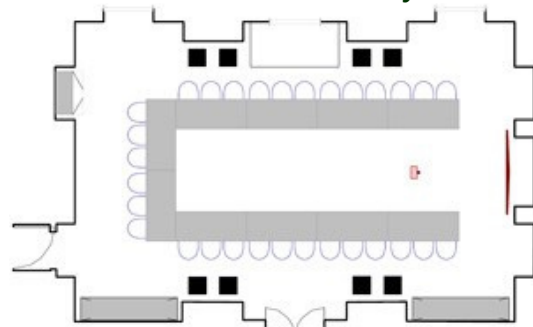
34 Oval Style



28 Board Room Style



48 Classroom Style



28 U-Shape Style

Hyde Park Corner, London, SW1X 7TA
Tel: +44 (0)20 7259 5599 / Fax: +44 (0)20 7259 5606
Email: privatedining@lanesborough.com

THE LANESBOROUGH

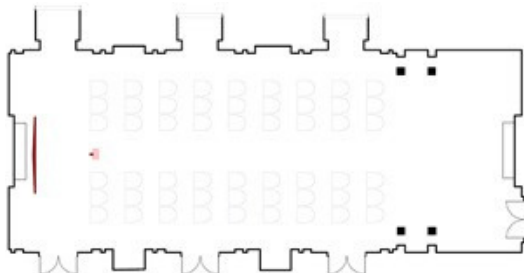
LONDON

THE WELLINGTON

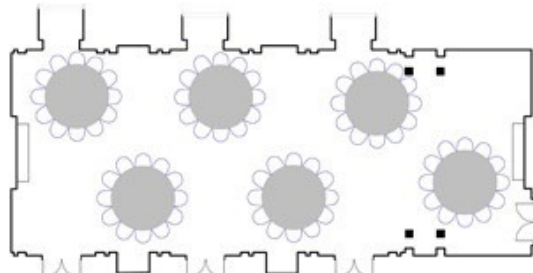


Decorated in the softest cream, The Wellington captures an atmosphere rich with heritage and tradition. Two authentic 19th century white marble fire places topped by majestic gilt mirrors flank either end of this polished setting.

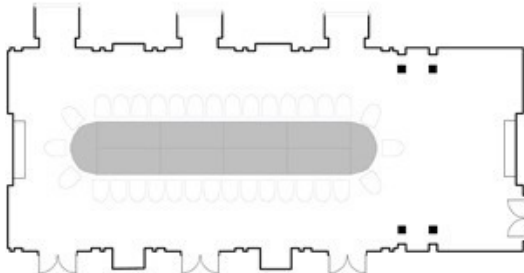
DIMENSIONS (METRES)	SQ FT (SQ M)	CEILING
20' x 50' (6.1 x 15.3)	1000 (93)	8' (2.45)



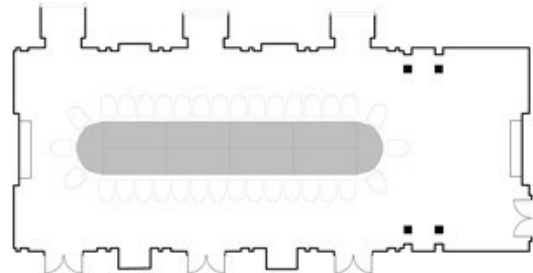
54 Theatre Style




72 Banqueting Style



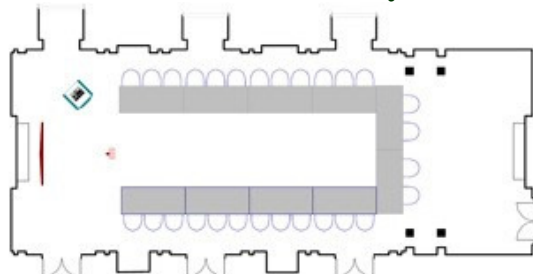
34 Oval Style



28 Board Room Style



36 Classroom Style



28 U-Shape Style

THE LANESBOROUGH

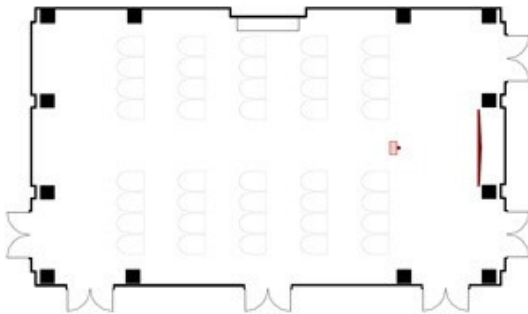
LONDON

THE WESTMINSTER




Adorned by a dramatic glass roof that permits the warmth of daylight to spill into the room, The Westminster sets a sunny tableau for any function. To underscore its bright natural ambience, the walls and accompanying fabrics were designated a deep yellow hue. The room's stunning Czech crystal chandelier adds a glittering finale to the overall decor.

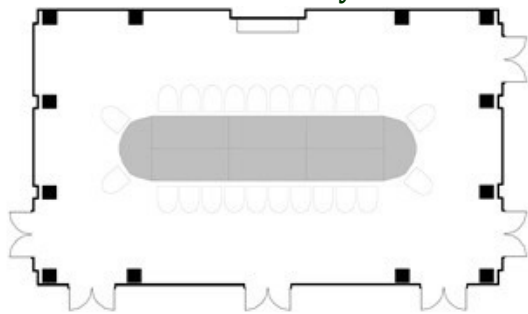
DIMENSIONS (METRES)	SQ FT (SQ M)	CEILING
36' x 21' (11.2 x 6.5)	756 (72.8)	12' (2.45)



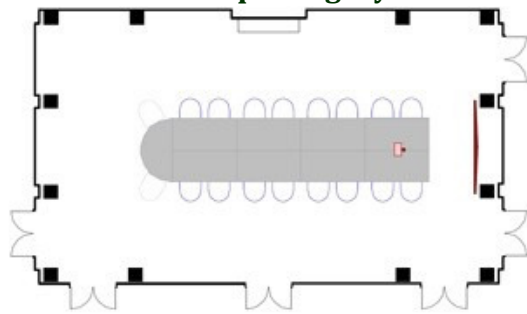
40 Theatre Style



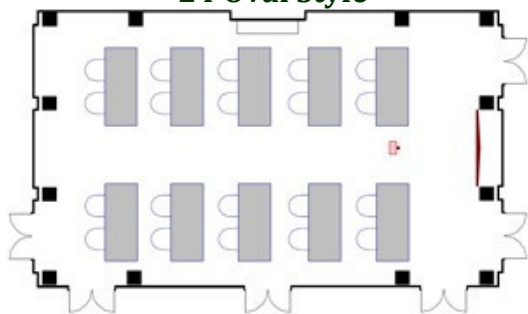
40 Banqueting Style



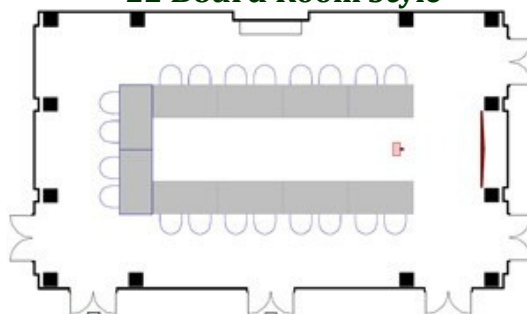
24 Oval Style



22 Board Room Style



20 Classroom Style



20 U-Shape Style

Hyde Park Corner, London, SW1X 7TA
Tel: +44 (0)20 7259 5599 / Fax: +44 (0)20 7259 5606
Email: privatedining@lanesborough.com

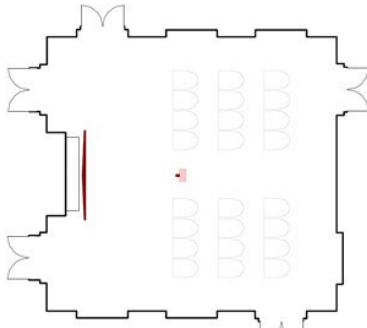
THE LANESBOROUGH LONDON

THE WILKINS




The spectacular 19th century fire place draws immediate attention when entering this exquisite space. The intimate effect of the room's square dimensions and refined style is accentuated by the inspired colour choice, gentle, translucent eggshell blue.

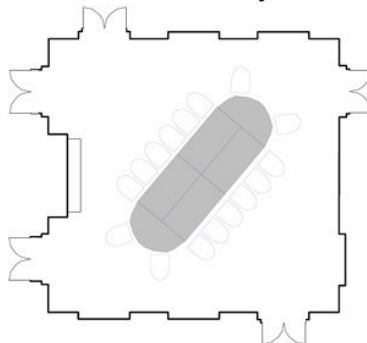
DIMENSIONS (METRES)	SQ FT (SQ M)	CEILING
23' x 23' (7 x 7)	529 (49)	8' (2.45)



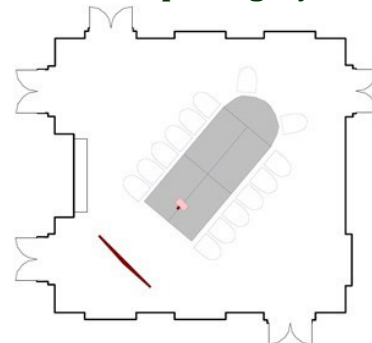
24 Theatre Style



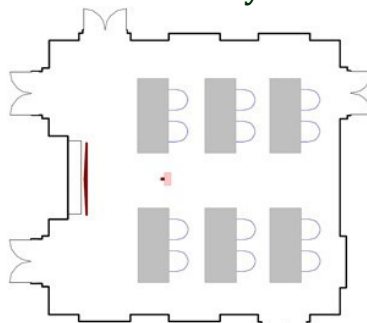
20 Banqueting Style



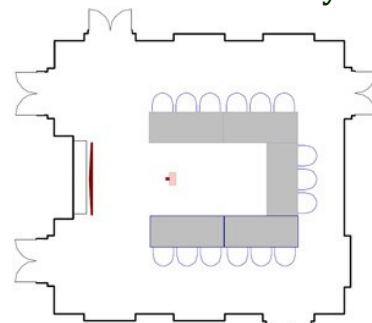
16 Oval Style



14 Board Room Style



Classroom Style



15 U-Shape Style

Hyde Park Corner, London, SW1X 7TA
Tel: +44 (0)20 7259 5599 / Fax: +44 (0)20 7259 5606
Email: privatedining@lanesborough.com

THE LANESBOROUGH

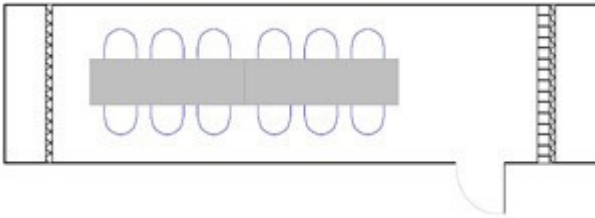
LONDON

THE WINE CELLAR



Discovered during the extensive restoration, The Wine Cellar has taken a special place among the superb venues that the hotel offers. Furnished with a solid oak refectory table, custom made to reflect the room's original purpose, The Wine Cellar is favored by guests seeking an intimate and original dining experience.

DIMENSIONS (METRES)	SQ FT (SQ M)	CEILING
31' x 8' (9.45 x 2.45)	248 (23.1)	6'7' (2.0)



12 Board Room Style